

Clinical criteria for diagnosing anaphylaxis.^{1*}

Anaphylaxis is highly likely when any one of the following 2 criteria are fulfilled:

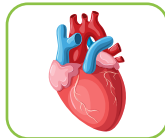
01

Acute onset of an illness (minutes to several hours) **with simultaneous involvement of the skin, mucosal tissue, or both** (i.e., generalized hives, pruritus or flushing, swollen lips-tongue-uvula) **combined with at least one of the following:**



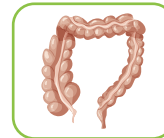
Respiratory compromise

(i.e., dyspnea, wheeze-bronchospasm, stridor, reduced PEF[†], hypoxemia)



Reduced BP[‡] or associated symptoms of end-organ dysfunction

(i.e., hypotonia [collapse], syncope, incontinence)



Severe gastrointestinal symptoms

(i.e., severe crampy abdominal pain, repetitive vomiting), especially after exposure to non-food allergens

02

Acute onset of hypotension, bronchospasm or laryngeal involvement after exposure to a known or highly probable allergen for that patient (minutes to several hours), even in the **absence of typical skin involvement.**

*These criteria need to be subjected to a prospective, multicentre clinical trial to establish their utility and determine whether there is a need for further refinement.

[†]PEF = Peak expiratory flow

[‡]BP = Blood pressure

Help your at-risk patients be prepared with the EpiPen[®] (epinephrine) auto-injector.²

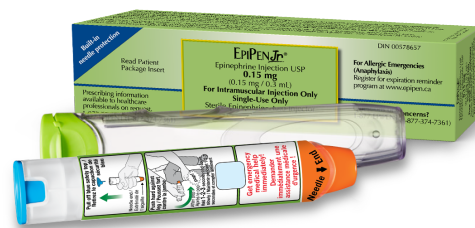
EpiPen[®]

For adults and children weighing 30 kg (66 lbs) or more



EpiPen Jr[®]

For children weighing 15–30 kg (33–66 lbs)



The patient/caregiver should be informed that following each use of EpiPen® and EpiPen Jr® auto-injector:

- As EpiPen® and EpiPen Jr® auto-injector is designed as emergency treatment only, the patient should be advised to always seek medical help immediately.
- Conscious patients should preferably lie flat with feet elevated but sit up if they have breathing difficulties. Unconscious patients should be placed on their side in the recovery position.
- The patient should if possible remain with another person until medical assistance arrives.

How to use EpiPen® and EpiPen Jr® auto-injectors

Blue to the sky. Orange to the thigh.



1

- Grasp with orange tip pointing downward
- Remove blue safety cap by pulling it straight up – do not bend or twist

2

- Place the orange tip against the middle of the outer thigh
- Push hard against the leg until you hear a pop, which signals that the injection has started
- Hold in place for 3 full seconds

Built-in needle protection

- After injection, the orange cover automatically extends to ensure the needle is never exposed.

After administration, patients should seek medical attention immediately or go to the **emergency room**. For the **next 48 hours, patients must stay within close proximity to a healthcare facility or where they can call 911.**



To order your **FREE** training kit visit our consumer site [EpiPen.ca](https://www.epipen.ca)

Indications and Clinical use:

- EpiPen® and EpiPen Jr® Auto-Injectors are indicated for the emergency treatment of anaphylactic reactions in patients who are determined to be at increased risk for anaphylaxis, including individuals with a history of anaphylactic reactions.
- Select dose according to patient's body weight. Inject into the outer thigh.
- Following treatment of anaphylaxis, the patient must call 911.

There are no absolute contraindications to the use of epinephrine in a life-threatening allergic situation.

Relevant Warnings and Precautions:

- Avoid use of epinephrine in patients with cardiogenic, traumatic, or hemorrhagic shock; cardiac dilation; cerebral arteriosclerosis; organic brain damage, and narrow-angle glaucoma
- Use with caution in patients with cardiac arrhythmias; coronary artery or organic heart disease; hypertension and hyperthyroidism

- Sulfite sensitivity
- Diabetes
- Parkinson's disease
- Not intended as a substitute for immediate medical care, the patient should seek immediate medical or hospital care
- More than two sequential doses of epinephrine should only be administered under direct medical supervision
- The patient/carer should be informed about the possibility of biphasic anaphylaxis
- Epinephrine should only be injected into the anterolateral aspect of the thigh. Hold child's leg firmly during injection
- Suboptimal effect in patients with a thick subcutaneous fat layer
- Injection site infections

For More Information:

Please consult the prescribing information at <https://health-products.canada.ca/dpd-bdpp/index-eng.jsp> for more information relating to adverse reactions, drug interactions, and dosing information, which has not been discussed in this piece. The prescribing information is also available by calling 1-844-596-9526.

References:

1. Cardona V, Ansotegui IJ, *et al.* World allergy organization anaphylaxis guidance 2020. *World Allergy Organ J.* 2020 Oct 30;13(10):100472.
2. EpiPen Product Monograph, <https://health-products.canada.ca/dpd-bdpp/index-eng.jsp>



Trusted for over 35 years.

EpiPen® and EpiPen Jr® are registered trademarks of Mylan Inc., used under permission by BGP Pharma ULC, a Viatrix company. VIATRIS and VIATRIS & Design are registered trademarks of Mylan Inc., used under permission by BGP Pharma ULC, a Viatrix company.
©2024 Viatrix Inc. All rights reserved.
CA-EPI-2024-00003E- SE2024

Scan QR code for how to use video
www.epipen.ca

